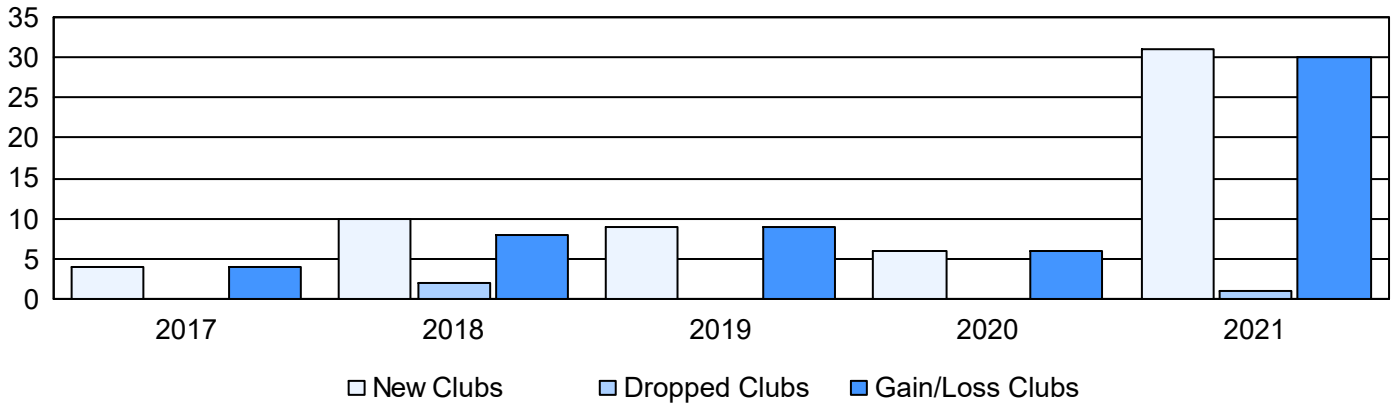
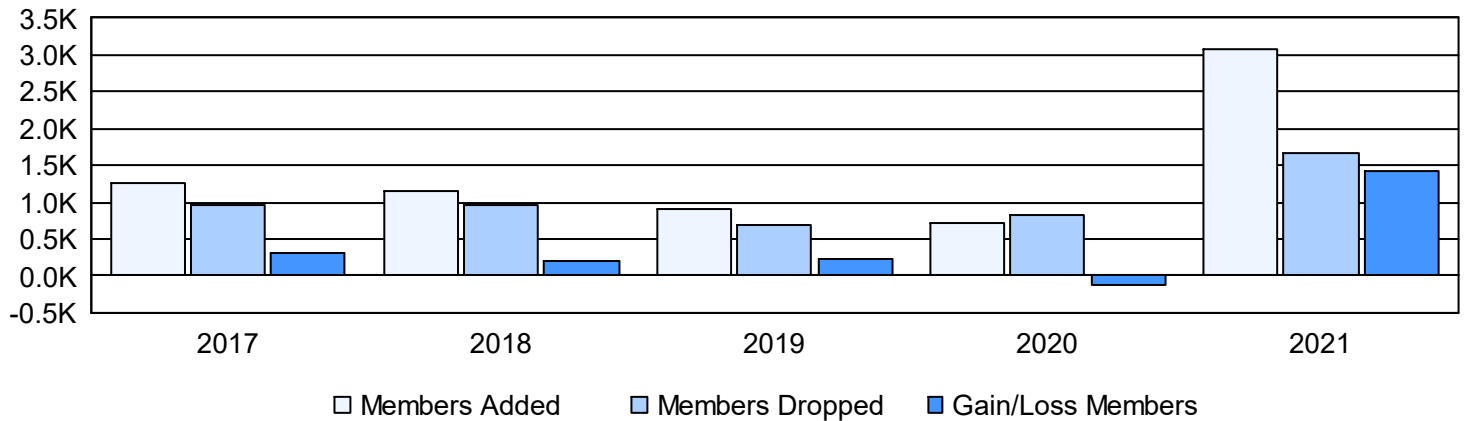


| Year | New Clubs | Dropped Clubs | Gain/ Loss Clubs | New Members | Charter Members | Reinstate Members | Transfer Members | Total Member Added | Total Members Dropped | Gain/ Loss Members |
|----------------|-----------|---------------|------------------|-------------|-----------------|-------------------|------------------|--------------------|-----------------------|--------------------|
| 2016-2017 | 4 | 0 | 4 | 917 | 215 | 128 | 12 | 1,272 | 974 | 298 |
| 2017-2018 | 10 | 2 | 8 | 793 | 257 | 48 | 51 | 1,149 | 953 | 196 |
| 2018-2019 | 9 | 0 | 9 | 647 | 221 | 40 | 12 | 920 | 687 | 233 |
| 2019-2020 | 6 | 0 | 6 | 486 | 164 | 44 | 14 | 708 | 827 | -119 |
| 2020-2021 | 31 | 1 | 30 | 1,996 | 816 | 224 | 43 | 3,079 | 1,662 | 1,417 |
| Average | 12 | 1 | 11 | 968 | 335 | 97 | 26 | 1,426 | 1,021 | 405 |

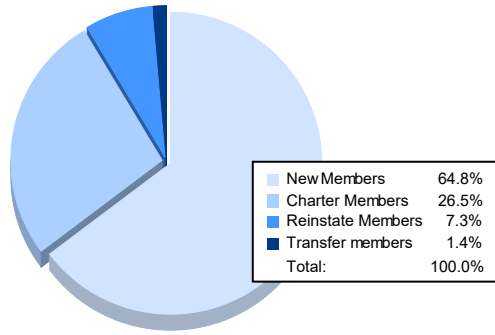
Clubs



Members



Membership Composition June 2021 Cumulative



Gender Composition June 2021 Cumulative

